



## TRAILBLAZER



**NOTE:** For best formatting results, click on the link in the upper right corner of this email that says "view this email in your browser." ON MOBILE, MAKE SURE YOU CLICK THE "VIEW ENTIRE MESSAGE" or you will miss important info! If you don't see the officer list, you aren't at the end! Always open to feedback, email me at [cnbreeding52@gmail.com](mailto:cnbreeding52@gmail.com)  
Nancy Breeding, Editor

### PRESIDENT'S MESSAGE

Hello Fellow Members!

If you were unable to attend our Spring Rally in Colfax, LA you missed a fantastic rally! The campground was the perfect setting for our Mardi Gras themed event. Many thanks to our hosts, Linda and Rich Henderson for a super job. We all had a great time making Mardi Gras masks with Sally, singing along with Rich and sharpened our maintenance skills with tips from Terry and Tom.

Looking forward I hope to see many of you at our beautiful Vermont location for July and our first time visit to Chincoteague, VA in October.

There are a few proposed changes to our Bylaws. We ask that you take time to review and be sure to reply. Info will be distributed by email in the coming month.

And...who would not want to participate in helping our wonderful club to continue into the future? Step up and offer to assume one of our officer positions! Charlie Breeding, our Nominating Chairman is always thrilled to hear from you and answer any questions you may have.

We will see many of our Chinook family in the coming months and wish you all an enjoyable summer and safe journeys!

See you soon!  
Eileen



What an outstanding rally we had in Louisiana in March! **Linda and Rich Henderson** outdid themselves in planning fun, food and friendship.

We started on Sunday night with the early bird arrivals gathering in the clubhouse for a surprise birthday cake for **Nita Wilkerson's** brother **Dan**. Monday the rest of the rigs arrived and we pretty much took over the park. The facility is right on the river, with spacious sites, a great Mardi Gras themed brightly decorated clubhouse (courtesy of **Linda, Debbie Marks, Eileen Disbrow, Ginni Schenck**), free laundry, nice shower house, a resident alligator and positively beautiful sunsets. We gathered for a hot dog dinner and rally kickoff club meeting.

Tuesday morning as usual featured the full breakfast by the Chinook cooks. When the food was gone and we'd had enough coffee to wake us up, **Sally Arnold** sparked our creativity in making Mardi Gras masks. Beads, feathers, ribbons and glue everywhere! In the afternoon we gathered again for tech updates from **Tom Jackson**, providing information on fuel filters, hose deterioration, solar panels, shock absorbers, electric steps and more. The tech sessions from **Terry Arnold** and **Tom Jackson** are valuable resources for do-it-yourselfers and for when you have to have professional work done.

Tuesday night we filled up again on the club member covered dish supper, a favorite event where we get to taste a wide variety of great foods from friends. After dinner **Rich and Linda** led us in a lively team trivia contest, just to remind us how much we don't know!

Wednesday morning, more breakfasts by our dedicated cooks. After visiting with the resident alligator we learned about the very important topic of tires from **Terry Arnold**. He shared a wealth of information on lug nut torque, bottle jacks, changing and inflating tires, valve extenders, tire pressure monitoring systems, and the importance of knowing your Chinook's loaded weight.

The treat for Wednesday evening was the chicken and sausage gumbo dinner cooked by Rich and Linda Henderson. It had to be as good or better than the best Louisiana restaurant! Then the after dinner entertainment—karaoke! A salute to the campground manager by **Dottie Norris, Eileen Disbrow, Sally Arnold** and **Linda Henderson** started the festivities, followed by performances by **Mark McCluski, Russ Disbrow, Dave Marks, Rich Henderson, Wayne Norris** and **Charlie Breeding** (first time in 46 years I ever saw Charlie sing). Closing ceremonies for our personal Mardi Gras celebration included a mask parade to show off our decorated creations.

Thursday morning coffee and leftovers, goodbyes and weather reports closed the rally, as some left to beat the bad weather and others stayed to wait it out. Many thanks to Rich and Linda, who put together a fun time for all. And kudos to all the helpers, cooks, decorators, cleanup crews, photographers, and all those who jumped in to get it done!





---

## TECH NOTES FROM THE WINTER RALLY

If you haven't yet attended a rally, here's a tip—at each rally we try to have a tech tips, troubles and triumphs session. Owners bring their questions and problems, and others in the club help them try to sort out the solutions. We also share information on improvements and changes we've made to our coaches.


## HIGHLY DISJOINTED TECH-TALK NOTES FROM THE 2019 SPRING RALLY IN COLFAX LA

by Mark McCluski

Terry Arnold and Tom Jackson (credits listed in alphabetical order) each shared their tech wisdom with us!

Tires loomed large in the discussion. A few members have installed tire pressure monitoring systems. Some of these are battery operated devices that fit over the valve stem and can be read remotely. Others are more low-tech. Some cap off the valve stem while others attach to it in line. Capping it off is less prone to letting air escape, and having something in line does not require removing the device to add air.

Valve stem extensions for adding air vary a lot in quality. Borg makes brass valve extensions that are highly reliable.



The heavier your vehicle the more air you have to run in your tires. As always, there was a lot of opinions about the right pressure to run. There was a degree of consensus to run front tires about 5 to 10 PSI more than rear tires. Chinook recommended 65 PSI front, 55 PSI rear.



Be mindful of when you check tire pressure. Its good to check pressure early in the day before rising temperatures, heat from the sun, or driving warms the tires. Do not release hot tire pressure caused by driving or high ambient temperature.

RVs present a need for shock absorbers that can sustain a constant heavy load. Among the choices possible, Koni has models designed for RV use.

As our coaches age everything rubber is deteriorating. Our rubber vacuum hoses are aging out. When they do, replace them with neoprene for longer life. There's a vacuum hose unique to RVs right above catalytic converters, part of the AC system in the doors. Even garages may not know about it.

Fuel filters should be replaced every 15,000 miles. Do not remove a filter when fuel is under pressure: let engine be idle for a bit.

Kwikkee automatic steps need greasing with white lithium grease once a year (more than once a year in humid climates).

Plastic gets weaker with age too. Be aware of overloading refrigerator door shelves.

If plastic does break, there are Q Bond plastic repair kits. They create a strong bond for plastic. Q Bond can also be built up into a shape. [https://www.amazon.com/Bond-Repair-Small-Bonding-Adhesive/dp/B004KAGKC8/ref=sr\\_1\\_2\\_sspa?crd=369MZ5VIS6F2M&keywords=q+bond+plastic+repair+kit&qid=1559753823&s=gateway&sprefix=q+bond+plastic+%2Caps%2C155&sr=8-2-spons&psc=1](https://www.amazon.com/Bond-Repair-Small-Bonding-Adhesive/dp/B004KAGKC8/ref=sr_1_2_sspa?crd=369MZ5VIS6F2M&keywords=q+bond+plastic+repair+kit&qid=1559753823&s=gateway&sprefix=q+bond+plastic+%2Caps%2C155&sr=8-2-spons&psc=1)



Tom Jackson said there is a new source for any of us who may have to replace our back doors. If you need one, ask Tom: I don't seem to have noted who the supplier is.

There was a discussion about how much electricity our solar panels can generate. They can put out 3.33 amps max. The "Christmas Tree" charging light will only show green if panel is aimed directly at the sun. There is nothing wrong if light shows yellow.

## UPCOMING RALLIES

### 2019 UPCOMING RALLIES

**NOTE: Dates listed are the *three nights* to reserve for each rally.**



**July 15-18**  
**QUECHEE/PINE VALLEY KOA**  
**3700 Woodstock Road**

**White River Junction, VT 05001**

By popular demand, we are returning to this peaceful and beautiful campground. Close to Quechee Gorge, Simon Pearce glassblowing, covered bridges, hiking trails quaint towns, maple syrup and cabot cheese are only a few things you will experience.

RATES: \$66/range as rates had not been determined for 2019 at time of booking.

Deadline for reservations is December 31, 2018 so make your reservation today 802/296-6711.

HOSTS: **Cathy Rubin--it's her first hosting, so make sure to volunteer to help. Thanks Cathy for stepping up!**



**October 7-10**  
**Chincoteague KOA**

**6742 Maddox Blvd.  
Chincoteague Island, VA 23336**

Chincoteague Island is a serene, yet fun filled, tourist destination. It is Virginia's only resort Island. Chincoteague is the gateway to the Virginia portion of [Assateague Island](#), home of the famous [Chincoteague Wild Ponies](#). Chincoteague offers a relaxed atmosphere and the beauty of unspoiled nature.

Rates are \$59/night plus tax (Min 3 nights required for this rate)

Deadline for reservations is Aug. 31, 2019. Call 757-336-3111 Ext. 1 for reservations.

HOSTS: CCC Board



**January 20-23, 2020**

**Live Oak Landing**

**229 Pitts Avenue**

**Freeport, FL 32439**

**For reservations call 877-436-5063**

Live Oak Landing is surrounded by beautiful Live Oak trees on the Choctawhatchee River and is just minutes away from scenic Hwy 30A. With its serene and picturesque setting, it is truly a place everyone will enjoy. Located away from the crowds - north of Seaside and east of Destin.



**April 27-30, 2020**

**Spring Lake RV Resort**

**255 Fairview Dr.**

**Crossville, TN 38571**

**931-707-1414**

*Whether you're here to enjoy one of the many local golf courses, the Cumberland County Playhouse or just relax in our tranquil setting, we are sure you will enjoy this little slice of heaven!*

**Deadline to reserve a spot 3/15/2020**

**HOST NEEDED**

**SUMMER RALLY LOCATION COMING SOON**



**October 12-15, 2020**

**Misty Mountain Camp Resort**

**56 Misty Mountain Road**

**Greenwood, VA**

**For reservations call 888-647-8900**

Misty Mountain Camp Resort offers a delightful, relaxing vacation at the foot of the Blue Ridge Mountains near historic Charlottesville, Virginia. Their website says *Explore nature trails, splash in our pool, sit by the creek, fish in our pond, climb our hills, shoot hoops and spike the volleyball or pitch horseshoes, take a hayride, enjoy live music and dances, shop at the General Store, shoot pool and play video games, relax in solitude or join with new friends - the choice is yours and it's all at Misty Mountain Camp Resort!*

**HELP WANTED:** 2020 RALLY SITES are in the works. We already have our Winter and Fall Rally site but are in search for Spring and Summer. Do you know of a campground that would be perfect for a rally? Do you have a recommendation about an area of the country you would like to visit? Just suggest a campground or area and the Rally VP will do all the work searching for a possible site. Contact Rally VP **Linda Henderson** with ideas and/or suggestions @ richlinhen@aol.com or 601/941-6234.

**RESOURCE:** [RALLY SITE QUICK CHECKLIST](#) Take this along when you stay at a campground during your travels. Would the campground work for a rally?

**RALLY HOSTS NEEDED:** Please consider hosting an upcoming Rally. From what we have seen in the past, you will have lots of help. Please contact our Rally VP Linda at richlinhen@aol.com or 601-941-6234 if you would be willing to host an upcoming rally.

---

## **PLEASE READ—UPCOMING BYLAW CHANGES—VOTE INFORMATION**

Our members will soon be receiving information on amendments for our Bylaws. The following will outline the proposed changes and the reasoning behind these items.

# Ballot

Please read the items and your input is always appreciated and respected. The Board has been reviewing these particular issues for the past few months.

1. The phrase “recreational vehicle built by the former Trail Wagons/Chinook Company of Yakima, Washington” (current); Proposed change to “Chinook Motorhome”. (Anywhere it is used within the bylaws.)

- The original phrase would actually prohibit membership by anyone owning a Chinook motorhome built prior to Trail Wagons/Chinook Company of Yakima, Washington or any future Chinook motorhome models built by Chinook Motor Coach or any future manufacturer with the rights to the “Chinook” brand.

2. Strike under Associate Membership the phrase “or any other recreational vehicle”

- This would permit members who sell their Chinook to remain in the club as an Associate if they no longer own a Chinook but not restrict them from owning any other recreational vehicle. Chinook ownership brought us together, but friendships made are not conditional based on a vehicle. This will enable us to continue relationships in the club setting with prior member/owners. The Western Chinook RV Club has had this in place and still operates alive and well as a Chinook club.

3. Add under “Dues & Fees” : e. Active Duty: Any member whose military service has them deployed for more than one month will have their dues deferred to the following membership year.

This information with detail will be circulated via email for a vote. Please review and send any comments to the Board at [chinook121@tampabay.rr.com](mailto:chinook121@tampabay.rr.com).



from Charles Breeding

Our October rally will be here before we know it and it is time to start thinking about officers for next year. Linda Henderson is currently over-committed and will not be able to continue as the Rally VP. She will be greatly missed as she has done a fantastic job lining up rallies through 2020. The other officers are willing to continue to serve but are open to letting someone else have a turn. Got some computer skills? You could even take over doing this newsletter!

Job description summaries are on the web site [HERE](#). All positions come with a lot of help, so don't be afraid to volunteer! We especially need suggestions for Rally VP. If you are willing to take on a position yourself or feel someone is a good candidate for any position, please contact me at [cbreeding50@gmail.com](mailto:cbreeding50@gmail.com) or call me at 919-538-1273. Thanks!  
Charlie

## TECHNOLOGY THAT ENHANCES THE RIDE - Part 2

by Mark McCluski

So last newsletter I talked about overall connectivity. Once you're able to get on line wherever you are there are \*tons\* of tools to help you plan and manage your trips.

### How Far Can I Go?

I've been embracing the “Three Thirty” rule: travel no more than 330 miles, stop driving no later than 3:30 PM. (For more on the 330 rule click the image on the right) If only there was an app to help with that! Enter **Pro MapTools** (for IOS



<https://itunes.apple.com/us/app/pro-map-tools/id1092044282?mt=8>). There's an ad-supported version too, but I hate ads and I believe in supporting developers. Pro Map Tools has several instruments that help me figure out how far to go and how long it will take to get there. If you want a rough idea of \*anywhere\* you can go in your 330 miles, **Radius Around a Point** takes the place of an old-school map and compass (the pointy kind, not the magnetic kind). Tell it your starting point, set your mileage, and that's what's theoretically in range. Use it in conjunction with **All Stays** to set waypoint, then use Pro Maps Tools to set another radius from there. We'll string several of these together to get an idea of how many days it will take us to get to these southern rallies the club is always having.

I suppose I could always use the **How Far Is It Between** function to get the overall distance and just divide by 330 miles. Different strokes...

But lets get real: traveling a set number of miles is easier if you're someplace rural than it is if you're trying to get past Washington DC. If you know you want to stop after maybe four hours of driving, the Pro Maps Tools function you want is **How Far Can I Travel**. Less instantaneous than **Radius Around A Point**, **How Far Can I Travel** actually figures out where you'll be at the end of your comfortable number of driving hours. Once again you can pair it up with **All Stays** to pick out a camp or a suitable spot to boondock.

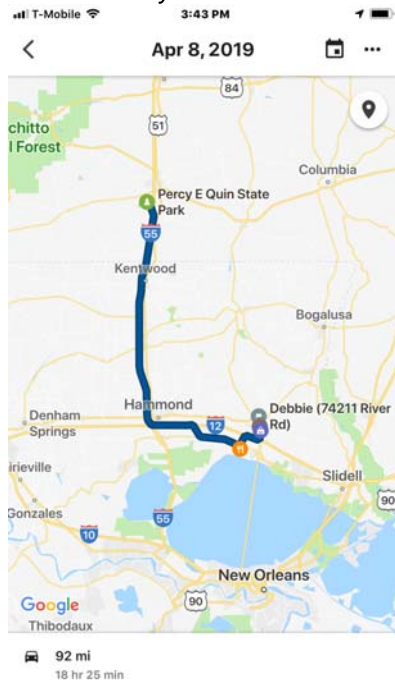
**Pro Map Tools** has other functions, but these are the ones I find myself using most when I'm blocking out a trip.

## Setting Goals

It occurs to me that I may be doing a disservice by assuming folks know about **All Stays**. <https://www.allstays.com/apps/camprv.htm>. We started out using it to help pick boon docking spots, but its list of campgrounds and other points of interest for RVers is reliable and periodically updated. It has a whole bunch of filters which can be applied alone or in sets: for boon docking I have a favorite combo of Cracker Barrels, Walmarts, and Flying J Travel Plazas. Find a likely looking spot on the map and switch the view over to satellite image to see if there are visible signs of positive or negative features (Lots of grass for doggies: yay! Tight maneuvering: boo!). Click on reviews posted by other travelers. Send the location to Google Maps, Apple Maps, or Waze and let your smart phone act as your GPS. If you don't know this app you should really give it a look.

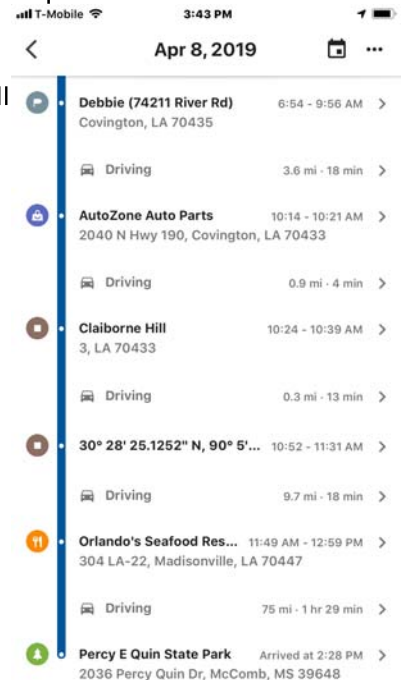
## Now Where Was I?

**Google Maps** continues to surprise me. At a recent rally Dottie Norris showed us how we could save locations to make a custom map. Now I have discovered that if you set location services to "always on" the app will log your travels day by day. This is bound to be a concern for strong advocates of privacy, but I can't tell you how happy I am to have a record of the route that I just took! I used to keep a written log where I invariably wrote down all the wrong information! "Beautiful side road with minimal traffic," but do you think I wrote down the route number? "Great dockside restaurant with awesome crab cakes!" But did I write down the restaurant's name? Its been 15 years and I'm \*still\* trying to find that place on the eastern shore of Chesapeake Bay somewhere north of 301! **Timeline** in **Google Maps** will give you a list of where you went at what time, and it blocks the route out on an easily sharable map.



That's it for this issue. I think next time around I'll tackle video and music streaming!

Mark



---

## HELPFUL WEBSITES and ADDITIONAL TECH NOTES

### Black water dumping – more than just a dump

The first step after dumping your black tanks is to add enough water to completely cover the bottom of the tank. Four or five toilet bowls full should be enough depending on the size of your black tank. Water will assist a great deal with controlling holding tank odors. You always want the contents of the tank to be covered by water. Next, fill the toilet bowl and add the proper amount of holding tank chemicals, usually four ounces for every forty gallons the tank holds. Flush the toilet. Repeat this procedure every time you empty the black water holding tank. Some holding tank chemicals also contain valve lubricants to keep the valves operating properly and extend valve seal life. *Tip from [Mark Polk, RV Education 101](#).*

#### Travel web resources:

**Roadtrippers**—a fun site with lots of info on offbeat, off-the-beaten-track, and unique places to visit. Sign up for their newsletter at [roadtrippers.com](http://roadtrippers.com)

Also has paid premium membership that includes a trip planning tool.

**Campendium**—has weekly reviews of campgrounds in different places. Sparks a desire to visit some of the great places. Website has searchable campground info. Paid premium info. [campendium.com](http://campendium.com)

**RVlifestyle.com**—originally the site for Roadtrek rigs, but has expanded, still with an emphasis on smaller travel vans. Has good tips on organization, cooking, travel. Weekly newsletter. Lots of informative video podcast content. Has some paid RV tips publications, and added some paid travel publications. [www.rvlifestyle.com](http://www.rvlifestyle.com)

---

### ANY SUGGESTIONS?



At the rallies, we hope to have some time for discussions of club business and ideas, but since not everyone attends the rallies (if you haven't attended, we hope to see you soon!) we want to make sure you are sharing your ideas, opinions, comments, issues and kudos with us! Please make sure to send along your thoughts and ideas to [chinook121@tampabay.rr.com](mailto:chinook121@tampabay.rr.com). The club is only as good as the members that contribute! Thanks for all you do!

---

### TRAVEL ATTRACTIONS

A new and interesting travel planning resource is available through Mike Wendland Communications at [RVtravel.com](http://RVtravel.com)

The small RV couple who runs the site has produced so far three 7 day travel guides to the Upper Peninsula of Michigan (a favorite place of theirs—they even have their winter rally there, in the snow), Southern Utah and now Colorado. I have ordered them all at the \$7 special price and found they have lots of good info, particularly on where to camp and sites to see.

Check them out at their web site:

<https://rvlifestyle.lpages.co/upper-peninsula/>

<https://rvlifestyle.lpages.co/colorado-7-day-adventure/>

<https://rvlifestyle.lpages.co/7-day-southern-utah/>







## MEMBERSHIP REPORT-June

As of May 26, 2019, we have:

82 Coaches and 2 Associate Members

We have members in 28 States & 1 Province.

Coaches cover 12 model years.

### New Members:

Kay & Gary Black CCC# 445

Mitzi Calloway CCC# 446

Mary & Chuck Davis CCC# 447

Charlotte Braziel CCC# 448

### EZ Member update:

2019/2020 Rally information has been added to the EZ Member script.

Scroll down to last name "RALLY".

Information for each rally is there.

### EZ Member update:

Below is the script for the new EZ Member list. Click on the script link.

When it opens, click the 3 dots in the upper right corner, and select "open in chrome."

Once open, it will refresh if you drag down from the top, and repeat the loading all over.

However if the browser window is not closed, it holds the information.

<https://script.google.com/macros/s/AKfycbzV5WBA2gG3cYjfj-djTAR21DmzAqGzi8GjozFURqzTR6rp1Wv1/exec>

After loading this link takes you to the instructions for creating a shortcut for the program, so you do not have to search for the email to access it again.

<https://www.ezmemberdirectory.com/add-link-to-homescreen>

---

## YOUR DUES will be due on October 1, 2019 for the next year

### MAKE YOUR CHECK PAYABLE TO

Chinook Camping Club and mail to:

Chinook Camping Club

**Dottie Norris**

**57 Downes Rd.**

**Underhill VT 05489**

CLUB DUES OF \$35 PER COACH

Dues are considered delinquent after December 1 and you will be removed from



membership rolls February 1.

## ORDER YOUR CHINOOK LOGO ITEMS

ORDERS PLACED EARLIER HAVE ARRIVED AT PAT BOSLEY'S AND SHE WILL DISTRIBUTE THEM AT THE VERMONT RALLY.



**ITEMS AVAILABLE BY ORDER ONLY**  
Please contact Pat Bosley  
[bosleybarn@yahoo.com](mailto:bosleybarn@yahoo.com)  
to place an order

Polo and T-shirts available in  
Men & Ladies sizes  
Sweats and Vest are "unisex"



**Zip Front Hooded Sweatshirt not shown but now available!**

Polo shirt with collar - Mens (BG7500) or Ladies (BG6500); Colors available Royal, White  
T-shirts - Mens (GL200) - Royal, White, Ash Grey; Ladies (GL200L) - Royal, White  
Crew Neck Pullover Sweatshirts (GL120) - Royal, White or Ash Grey (Unisex sizing)  
Zip Front Hooded Sweatshirt (GL186) - Royal, White, Ash Grey (Unisex sizing)  
Fleece Vest (M985)- Royal - (Unisex sizing)  
Ball Caps (KC8210S)- Royal - adjustable  
Tote Bag (UC8861) - Royal

Our items are ordered through [www.stitchamerica.com](http://www.stitchamerica.com). To see details about a certain item, enter the item number in the search field. We can purchase any item they carry, but have only two color options for our logo, Royal on light color items, White on dark color items. Any change in size of logo would require an additional set-up fee. Below are the prices as of June 2018 and are always subject to slight increases. Sizes over XL, such as 2XL are charged \$2 additional per size increase.

Polos - \$16  
T-shirts - \$8.95  
Crew Neck Sweatshirt - \$15.60

Hooded, Zip Front Sweatshirt – \$24.10  
Fleece Vest – \$22.95  
Ball Cap – \$10.10  
Tote Bag – \$10.40

---

## CHINOOK EASY EATS–COOKBOOK CALL!

The cookbook is located under files on the Facebook site. If you have a recipe you want added email it to [sba@bellsouth.net](mailto:sba@bellsouth.net) with Chinook Camping Club Cookbook in the subject line and I will add it.

Thanks!

Sally Arnold



## Lemon Blueberry Ricotta Pound Cake

You'll have better success with this cake if the ingredients are at room temperature before baking, specifically the eggs, ricotta, and butter. To quickly bring eggs to room temperature, place them in a bowl of warm water for a few minutes.

The leavening in this recipe comes from the eggs (which will rise better if at room temp) and the baking powder. Make sure your baking powder is fresh! Baking powder older than 6 months tends to go flat.

- Prep time: 20 minutes
- Cook time: 1 hour, 5 minutes
- Yield: Serves 10 to 12



## Ingredients

- 1 3/4 cups (250 g) all purpose flour
- 2 teaspoons baking powder
- 1/2 teaspoon salt
- 3/4 cup (1 1/2 sticks) unsalted butter
- 1 cup (8 ounces, 230 g) ricotta cheese
- 1 1/2 cups sugar (300 g)
- 3 large eggs
- 1 teaspoon vanilla extract
- 1 Tbsp lemon zest
- 1 1/2 cups (140 g) blueberries

## Method

**1 Prep pan, heat oven, whisk the flour, baking powder, salt:** Preheat oven to 325°F (160°C). Prepare a 9x5-inch loaf pan, smearing the inside with butter. In a medium bowl, vigorously whisk together the flour, baking powder and salt.

**2 Toss blueberries with flour:** Rinse the blueberries and toss them with a little flour to lightly coat them (this will help keep them from sinking to the bottom of the cake).

**3 Mix wet ingredients and sugar for batter:** Use an electric mixer (you can mix by hand but will get better results if you use an electric mixer) to beat together the butter, ricotta, and sugar, on high speed, for 3 minutes, until pale and fluffy.

Add the eggs one at a time, mixing on medium speed for one minute after each addition.

Mix in the lemon zest and vanilla extract. Don't worry if the batter looks a little curdled at this point. It isn't curdled, it just looks that way.

**4 Add dry ingredients, then blueberries:** Remove the bowl from the mixer and stir in the dry ingredients in 3 or 4 additions, until just incorporated. Do not over mix. Stir in the blueberries.

**5 Pour the batter into the prepared loaf pan,** smoothing out the top with a rubber spatula. Place on a baking sheet

on the middle oven rack of the oven. (This will help moderate the temperature at the bottom of the pan.)

**6 Bake:** Bake at 325°F (160°C) for 1 hour 10 minutes to 1 hour 20 minutes, or until a tester inserted into the center comes out mostly clean, or if you press on the center with your fingers and lift up, the cake surface gently bounces back.

After the first 40 minutes of baking you may want to put a sheet of aluminum foil over the top of the pan to keep it from browning further.

**7 Cool:** Remove from oven and let cool for 15 minutes in the pan. Then run a dull knife around the edge of the cake to make sure it is separated from the pan. Gently remove the cake from the pan and let cool completely on a wire rack. Let cook completely before slicing.

from Simply Recipes ~ [https://www.simplyrecipes.com/recipes/lemon\\_blueberry\\_ricotta\\_pound\\_cake/](https://www.simplyrecipes.com/recipes/lemon_blueberry_ricotta_pound_cake/)

---

## SUNSHINE UPDATES

Your Chinook family cares about all of its members. Please let Debbie Person know if any one of our members is in the hospital so a card can be sent! Contact **Debbie Person** via Facebook, email [debper68@att.net](mailto:debper68@att.net) or call 843-226-0531.



---

## CHINOOK CLUB COMMUNICATION

Many resources are available for Chinookers. Here are some to make sure you follow!

### Chinook Facebook groups:

Chinook Camping Club (closed members only group, request membership) <https://www.facebook.com/groups/ChinookCampingClub/>

Web site: Chinook Camping Club <http://chinookrvclub.com/chinookeastclub.html>

**Chinook Forums:** these are a gold mine for those who work on their own rigs. The members on here can answer about any question you have.

Chinook RV Owners Yahoo group [see instructions here on how to join https://groups.yahoo.com/neo/groups/ChinookRVOwners/info](https://groups.yahoo.com/neo/groups/ChinookRVOwners/info)

Chinook Forum <http://www.chinookrvforum.com/>

**Photos from rallies:** See the new information at the bottom of the newsletter.

**Parts suppliers list:** [http://chinookrvclub.com/images/Parts\\_and\\_Service\\_Listings\\_Update\\_Feb\\_2017.pdf](http://chinookrvclub.com/images/Parts_and_Service_Listings_Update_Feb_2017.pdf)

**Travel Blog Spot:** set up by Sally Arnold to share information on campgrounds <http://chinooktravel.blogspot.com/>

**Dropbox for Chinook Club:** contains many information documents and instructions. <https://goo.gl/8kcKHU>

**RESOURCE: CHECK THE WEBSITE FOR ADDITIONAL RESOURCES**

Includes the link to the parts listing, and additional online resources.

Do you have resources you consult for trips, maintenance and repair, general RV fun? Let us know! Send it to editor at [cnbreeding52@gmail.com](mailto:cnbreeding52@gmail.com)





## SPRING RALLY PHOTOS

The site where we hosted all the rally photos has changed to a storage-limited service, so **Gerry Rutter** has kindly undertaken the task of moving the photos to the Chinook Club's Google Drive. A round of applause for what was a daunting task to download and move the photos from many years of rallies!

Instructions for access:

go to this link:

<https://goo.gl/8kcKHU>

The index with the links is CHINOOK RALLY PHOTOS.

Open the file and hover over the link. A short link opens, click on it.

If you want to save a photo, right click and choose save photo.

President  
**Eileen Disbrow**

VP, Membership  
**Gerry Rutter**

VP, Rally  
**Linda Henderson**

Nominating Chair  
**Charles Breeding**

**YOU HAVE REACHED THE END OF  
THE NEWSLETTER.**

Treasurer  
**Dottie Norris**

Secretary & Sunshine  
**Debbie Person**

Newsletter Editor, Website  
Coordinator  
**Nancy Breeding**

Thank you to the Webmaster for both  
CRVC and CCC,  
**Dave Shehane,**  
for his time and talent