



# TRAILBLAZER



**NOTE:** For best formatting results, click on the link in the upper right corner of this email that says "view this email in your browser." ON MOBILE, MAKE SURE YOU CLICK THE "VIEW ENTIRE MESSAGE" or you will miss important info! If you don't see the officer list, you aren't at the end! Always open to feedback, email me at [cnbreeding52@gmail.com](mailto:cnbreeding52@gmail.com)  
Nancy Breeding, Editor

## PRESIDENT'S MESSAGE

Hello Chinookers:

If the newscasts are to be believed we should be past the worst of the flu season. I hope that is true for our members. If you have been affected by the flu, I hope you are feeling better and ready for the arrival of spring. We continue to have several members who are dealing with ongoing health issues please keep them in your thoughts.

It has been great to keep up with the travels of some of our members who stayed on the road for several weeks at the conclusion of the Florida rally. Their posts on Facebook kept us all in a traveling mood for six weeks. Thanks **Mark, Gayle** and several others who kept us informed of your travels.

To all our friends who live in the Northeast I hope the storms that are ravaging the area will leave you unscathed. Please be safe and stay warm. Spring is coming.

Our Spring rally is just around the corner. I can smell the tulips already. Amana and Pella are just weeks away. Many who are attending this rally are planning on extending their travel to include some time exploring further west. Don't let this opportunity pass you by. If you are in Iowa it is not far to all the sights in the Western United States. I hope to see you there. Many thanks to **Jim and Paulette Day** and **Ed and Diane Cremens** who have devoted a great deal of time to making this rally unique and special. I can't wait to get there!!

I hope all of you have received notice of the deadline to register for the Fall rally at the Asheville East KOA. Your registration must be completed prior to March 15th.. After March 15th the campground will release the sites they have been holding for us. This is understandable considering this is their peak season and they are booked solid. Make your reservation **Today**. Asheville East KOA 828 686 3121. Let them know you are with the Chinook Camping Club. We are still looking for some folks to host this event. Let us know if you can help.

Please don't forget the New York rally being hosted by **Wayne and Dottie Norris**. Details of all scheduled rallies are included in this Newsletter. Thanks again to new grandmother **Nancy Breeding** for doing such a fantastic job on our Newsletter. The Newsletter doesn't



just happen it takes a lot of work to pull together. Thanks, Nancy!!!!

I must give a big shout out to **Eileen Disbrow** who has helped this old man with keeping you informed of all the things that are going on in the club. Thanks Eileen!!! One of the things I have always loved about our group is the willingness of people to step forward and help out. We wouldn't be what we are without that attitude.

Charmaine and I look forward to seeing you on the road. Until then, Safe Travels.  
**Bob Gibson, The Prez**



## WINTER RALLY WRAP-UP

Flamingo Lakes RV Resort, Jacksonville FL January 22-25, 2018

Veteran rally hosts **Bob and Charmaine Gibson and Linda and Jim Stamper** just keep getting better at putting together rallies that are so much fun you want to get there early and leave late! The campground started welcoming Chinooks on Sunday, and a sizeable group gathered in the cafe at dinner to catch up. It also happened to be playoff night for the Jacksonville Jaguars against the New England Patriots, so the cafe was offering free beer tokens for each time Tom Brady was sacked. Great fun for all, even including the good-natured lone Patriots fan.

Monday the Chinooks took over the two rows close to the lake. Activities started with the meet and greet in the meeting hall with favorite appetizers and welcoming speeches. It was great to see new faces and some returning

members we hadn't seen in a while such as **Tom and Sue Jackson and Fred Cummings and Laurie May and Nita Wilkinson**. President **Bob Gibson** welcomed new members or first time rally attendees: **Jennifer and James Gray, Gary Matthews, Carol Shell and Ron Pierce**.

Monday we enjoyed a delicious breakfast prepared by the hosts and Chinook volunteer cooks—we don't start the day hungry. After chowing down, we had a brief business meeting and then **Jim and Paulette Day** introduced us to the Tulip Festival in Pella, Iowa, where the spring rally will be held. They had prepared a complete and informative slide show about the area and the activities. This will be a rally you will not want to miss!! Free time after provided the opportunity to visit with friends old and new, check out the Disbrow's and Bliss/Schmidt's new-to-them coaches, and see who had made improvements to their Chinooks.



In the afternoon, we gathered for a communications session presented by **Gayle Wroble and Nancy Breeding**. Covered topics included Facebook, newsletters, DropBox, EZ Directory and other methods of acquiring information and keeping in touch. (See summary below). Afterwards, we enjoyed a potato bar prepared by the hosts, topped off by a wide assortment of sweet goodies contributed by the attendees. The potato bar was a big hit, great toppings for a hearty meal. Evening Bingo festivities completed the day.



Wednesday morning we again enjoyed a tasty breakfast followed by an informative session on cooking on the road, particularly focusing on the latest cooking instrument-- the Instant Pot. IP expert **Lorie Burks** introduced us to this cooking wonder and provided valuable tips and tricks to cooking for and on the road. She also walked us through another cooking marvel, the Thermal Cooker. The Chinook Eats section below includes a recipe she provided to us for an easy on-the-road meal.



The afternoon activity brought out participants' creativity as artist **Sally Arnold** helped us design paper collages, which were displayed and voted on during dinner. Winners were **Linda Stamper, Jennine Porta, Lillian Schmidt and Eileen Disbrow**. Sally has presented this session a couple of times at past rallies, and it is always popular. Thanks, Sally!



Evening dinner was Soup, Salad and Sandwich, and we had plenty to choose from--the same creativity displayed in the art session came to the table in food selections. After dinner, the agenda read "Hula Hoop Competition" so we all expected to see whose hips were still up to swinging a hula hoop. Thankfully, host **Linda Stamper** had better uses for the hoops in a game rolling soft balls for highest points. Winners were **Diane Cremens, Mike Bosley and**

**Mark McCluski**. Lots of laughs to finish the evening.



The rally closed out on Thursday morning with breakfast leftovers and goodbyes. Some members stuck around another day and engaged the services of a rolling RV wash and wax service that really spiffed up the rigs.

It was a stellar rally, with thanks to the hosts **Bob and Charmaine Gibson and Linda and Jim Stamper, the volunteer cooks, the session presenters and all the attendees who contributed time, food and congeniality!** Pictures from top down: Hula Hoop game, lunch at cafe, meet and greet, breakfast, Bingo, cooking session, art winners, hula hoop game and hula hoop winners.



## UPCOMING RALLIES

### SPRING RALLY



The Spring Rally is a wonderful and unique experience and one that is a from our usual rallies. It is a bit further than we usually travel but I believe the experience will be worth the travel. For complete information, check out the flyer **Jim and Paulette Day** have put together.

### [Iowa Rally>](#)

The "official rally" will be held at the **Amana RV Park and Event Center** in Amana, Iowa. **May 4-7, 2018**. For reservations call: 319-622-7616; Rate \$37/night. Please let them know you are with the "Chinook Camping Club" as usual. HOSTS: **Jim & Paulette Day/Ed & Diane Cremens**.



**IMPORTANT!!!!!!** For the Spring pre-rally activity "Pella Tulip Time" you need to make reservations TODAY as the COE allows a six month window for campground reservations at this park and they go fast. A few members have already reserved, don't miss out! The COE (Corps of Engineer) parks are popular and with this being a special event time, you will be out of luck if you wait!

#### RESERVATION INFO:

#### [Reservation Reminder Flyer](#)

Make Reservations at: [www.recreation.gov](http://www.recreation.gov) or call:  
**1-877-444-6777**

Campground: Howell Station Red Rock Lake campground - 1081  
198th Pl, Pella, Iowa

Reserve in: Reserve in Lake Prairie Loop - PRAI sites 1-56 (This  
Keeps Chinookers together)

Reserve dates: Wed. May 3rd & Thurs. May 4th 2018

The US. Army Corps of Engineers (COE) Red Rock Lake closest campground to Pella, Iowa is the [Howell Station Campground](#) just below Red Rock Dam which is 4.8 miles or about a 10 minute drive from Pella.

The cost for electric is \$20.00, with the Golden Age Access Passport or American the Beautiful Senior Access the cost is \$10.00. The card number must be provided at the time the reservation is made in order to receive the discount. I would suggest you arrive on Wednesday, May 3rd to setup and relax after traveling. Then on Thursday (first day, less crowd) walk around and enjoy Pella's Tulip Time. There are two parades on Thursday, an afternoon parade at 2:30 pm and a lighted evening parade at 8:30 pm. Get up leisurely on Friday and see more of Pella before you travel the 90 minutes to the Iowa Amana's Colonies for the Spring Rally.



## SUMMER RALLY

DATES: 6/18/18-6/21/18

LOCATION: West Canada Creek Campsites

12275 State Route 28

Poland, NY 13431

Phone Local: 315-826-7390

Phone Toll Free: 1-888-461-2267

Fax: 315-826-5239

Email: [camp@westcanadacreekcampsites.com](mailto:camp@westcanadacreekcampsites.com)

<http://www.westcanadacreekcampsites.com/>

This is a small family campground is situated in the bend of a big creek right next to the Adirondack Mountains in upstate New York. There are lots of interesting things to do in the area or you can spend a day tubing around the bend and walking across the campground to do it again if you want! Check

out their website for things to do.

Event notes:

We're going to have a chili contest one night, so members should start picking out their winning recipes.

We're going to have another white elephant swap. Members should dig out their unwanted "treasures".

Hosts: **Dottie and Wayne Norris**

**RESERVATIONS: Please call the campground to reserve your spot: [1-888-461-2267](tel:1-888-461-2267)**

---



## FALL RALLY

### MAKE RESERVATIONS BY MARCH 15

**Asheville East KOA, Asheville, NC October 1-4, 2018**

2708 Old US Hwy 70E, Swannanoa NC 828-686-3121, let them know you are with the Chinook rally. The word is out what fun this rally is each year—there are already over 30 coaches registered. So don't hesitate in making reservations!

Hosts needed—if you are interested in volunteering or just want to ask questions about what is involved email T at [CCCRallyVP@gmail.com](mailto:CCCRallyVP@gmail.com)!

We had such a wonderful time, we are gathering here again! The park is beautiful and in a scenic mountain area. Explore Black Mountain, one of the most scenic and cute towns in America. Visit Asheville and the Biltmore estate, or drive on down to the other western North Carolina mountain areas. And as usual, visit with the other Chinookers!

---

Do you know of a campground that would be perfect for a rally? Do you have a suggestion about an area of the country to search? Would you like to host a rally? (It's not really that difficult, everyone pitches in.) Contact T (Tara) Burgess [cccrallyvp@gmail.com](mailto:cccrallyvp@gmail.com)

---


## EXPLORING THE CANADIAN GASPE PENINSULA

**WITH SALLY AND TERRY ARNOLD**

[Read the story and see additional photos of the trip>](#)

We were looking forward to traveling to the Gaspé Peninsula in Quebec along the St. Lawrence Seaway, after the 2017 New York rally. So we made our way to NY stopping at the Corning Museum on the way. I just loved it and they even had a special show on loan of Tiffany Glass. It was beautiful. We had been to a Tiffany Exhibit of Tiffany Glass Lamps, but this was of windows and vases.

I'm just going to show one window but it is a wonderful place to visit. You will see people blowing glass in a theater that is set up just for you to view how they make the



beautiful glass objects of all kinds. The museum is a complete history of glass with pieces from all periods of history. Well worth visiting! If you go to the NY rally this year the campground isn't very far from it. I don't know what the special exhibit will be but I'm sure they are all good.

This map gives you an idea of the journey we took. The numbers represent the number of pictures taken. So I have lots of pictures but the article just can't hold them.

We started out the first night after the rally at Coles Creek State Park at State Hwy. 37 Waddington, NY. We camped on the St. Lawrence River. We planned on entering Canada the next day and didn't have any trouble crossing. We watched huge container ships going back and forth loaded with goods.

We got to Quebec City on Saint John's Day, a holiday. We did find a great place to stay, they even had a party going on. Have you ever been to a party where you couldn't understand anyone because they spoke French and you didn't. We still had a good time. The lady who ran the campground spoke English and was so helpful. We drove to Quebec City and did our site seeing from the Chinook. The traffic was busy here, and we rode around the town looking at the architecture and shops. I would like to go back. You can take a public bus into Quebec City. We wanted to get down the road to Gaspé.

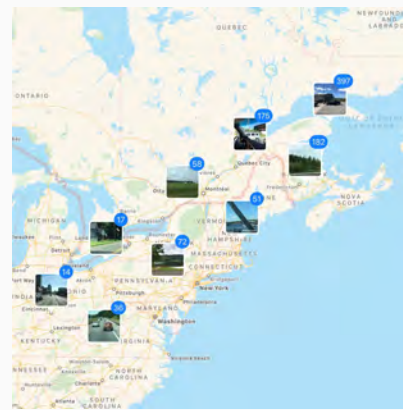
We really didn't have any trouble with language, roads or travel. There are so many churches and the architecture is so different from church to church. The lighthouses are also very different too, here are a few of each.

These pictures are all from Quebec City, Quebec, Canada. This is a beautiful town with a lot to do.

Forillon National Park was a neat park for hiking and animal viewing. You can camp there with facilities to use. We met some really nice people there.

Terry and I had a wonderful time exploring this area of Canada. We went to many other places on this trip but there just isn't enough room. If you have any questions don't hesitate to ask us!

[Read the story and see additional photos of the trip>](#)



## ANY SUGGESTIONS?



At the rallies, we hope to have some time for discussions of club business and ideas, but since not everyone attends the rallies (if you haven't attended, we hope to see you soon!) we want to make sure you are sharing your ideas, opinions, comments, issues and kudos with us! Please make sure to send along your thoughts and ideas to [chinookcamping@icloud.com](mailto:chinookcamping@icloud.com). The club is only as good as the members that contribute! Thanks for all you do!

## MEMBERSHIP REPORT-



## March

We have 83 coaches and 1 associate member, located in 29 states and cover 13 model years.

### **New members this year are:**

Jane & Ben Gaebe 426

Marne & Jim Weidmaier 427

Anna & Gary Matthews 428

Adriane "Doc" Ressey 429

Jennifer & James Gray 430

Carol Shell & Ron Pierce 431

Diane & Vito Bliudnikas 432

### **Departed members:**

Ronnie & Henry Bock 003

Susan & Karl Frank 242

Judy Boone 388

Alan Croy & Linda McDonald 398

Gini & Paul Oneto 404

Alice & Mario Signore 412

Christina Urdaneta & Jeff Howard 422

I emailed a copy of the Membership Directory last month.

Updates can be found in my club Dropbox.

Send me a note if you need me to send you a copy.

I have put 2 maps in the Dropbox folder for the Spring Rally.

The maps for those going to Howell Station before the rally.

One is for the Red Lake Area, and the other is for the campground & campground rules

Thanks!

Gerry Rutter

---

## ARE YOUR DUES OVERDUE?



### **MAKE YOUR CHECK PAYABLE TO**

"Chinook Camping Club" and mail to:  
Chinook Camping Club

**Dottie Norris**

**57 Downes Rd.**

**Underhill VT 05489**

CLUB DUES OF \$35 PER COACH ARE DUE EACH YEAR  
ON OCTOBER 1.

Dues are considered delinquent after December 1 and you will be removed from membership rolls February 1.

## ORDER YOUR CHINOOK LOGO ITEMS NOW



Items available by order only  
Please contact Eileen for current  
pricing and sizes  
chinook121@tampabay.rr.com

Polo and T-shirts available in  
Men & Ladies sizes  
Sweats and Vest are "unisex"



Zip Front Hooded Sweatshirt not shown but now available!

Polo shirt with collar - Mens (BG7500) or Ladies (BG6500); Colors available Royal, White  
T-shirts - Mens (GL200) - Royal, White, Ash Grey; Ladies (GL200L) - Royal, White  
Crew Neck Pullover Sweatshirts (GL120) - Royal, White or Ash Grey (Unisex sizing)  
Zip Front Hooded Sweatshirt (GL186) - Royal, White, Ash Grey (Unisex sizing)  
Fleece Vest (M985)- Royal - (Unisex sizing)  
Ball Caps (KC8210S)- Royal - adjustable  
Tote Bag (UC8861) - Royal

Our items are ordered through [www.stitchamerica.com](http://www.stitchamerica.com). To see details about a certain item, enter the item number in the search field. We can purchase any item they carry, but have only two color options for our logo, Royal on light color items, White on dark color items. Any change in size of logo would require an additional set-up fee. Below are the prices as of January 2018 and are always subject to slight increases. Sizes over XL, such as 2XL are charged \$2 additional per size increase.

Polos - \$16  
T-shirts - \$8.75  
Crew Neck Sweatshirt - \$15.60  
Hooded, Zip Front Sweatshirt - \$24.10  
Fleece Vest - \$22.95  
Ball Cap - \$10.10  
Tote Bag - \$10.40

## TIPS FROM THE TECHS



is taking a break, as we didn't have a tech session at the last rally. Instead here are a few tips on the overnight practice of **Boondocking**.


What is boondocking? A simple explanation is to park overnight (or longer) without the services of electricity, water and sewer connections. But there are many ways to stay without services. There is overnighting at Walmart, Cracker Barrel, Flying J, casinos, Harvest Hosts and other retailers and businesses that allow such short term parking. One Facebook site dedicated to this type of boondocking is Walmart and Casino Overnighting Across America. They have posted an industry sanctioned Code of Conduct as follows:

#### **RVers' Good Neighbor Policy**

1. Stay one night only!
2. Obtain permission from a qualified individual.
3. Obey posted regulations.
4. No awnings, chairs, or barbecue grills.
5. Do not use hydraulic jacks on soft surfaces (including asphalt).
6. Always leave an area cleaner than you found it.
7. Purchase gas, food, or supplies as a form of thank you, when feasible.
8. Be safe! Always be aware of your surroundings and leave if you feel unsafe.

And I would add NO sewer or water dumping, which we have seen people do.

Many of our members have stayed successfully in many of these types of establishments, so if you have questions, ask your fellow members or visit the above Facebook group, as well as one called Campendium. The Allstays app is worth the purchase, as it can also tell you when there are retailers who allow parking in the area where you are travelling. There are also print resources available on Amazon, search for free campsites, boondocking, Walmart or Casino RV or camping. A night en-route at a Walmart can help you afford other nights at campgrounds you may need to recharge, refill, empty tanks and do laundry!



Another type of boondocking is to camp for any allowed periods of time on public lands typically managed by the Bureau of Land Management or the National Forest Service, Bureau of Reclamation, Public utilities, Native American reservations, National Wildlife Service, and others. These may sometimes be trickier to find and are often off the beaten track, but there are many resources to point you to these gems. Boondocking on these lands offers a nature experience unmatched by the often crowded campgrounds. I follow [Boondock Bob's blog](#) and he had a recent post on finding great and plentiful boondock sites. It lists some video and print sources to explore. Check it out with this link [How to find great and plentiful boondocking campsites](#). The RVTravel.com website provides information on boondocking as well as how to maximize your electric, water and sewer resources to be able to stay in these non-serviced places.

Be a responsible RVer and always leave your parking spot cleaner than it was when you arrived. Leave only footprints, so those who come after you will continue to be allowed to enjoy the experience.

## **CHINOOK EASY EATS-COOKBOOK CALL!**



We are trying to complete a Cookbook for the Chinook Camping Club and I have been asked to coordinate this project. If you have favorite recipes, family recipes, and camping recipes please send them to me at [sba@bellsouth.net](mailto:sba@bellsouth.net). I would love to get something from each one of you. Also, we all use special cooking machines and gadgets, I will be glad to add sections for you and you can write about why you love using the device in your Chinook, along with recipes you love. Thanks! **Sally Arnold**

#### **Some takeaways from the cooking session at the rally:**

Both the Instant Pot and the Thermal cooker work well for RV cooking. They both have a learning curve, so read up on the numerous web sites dedicated to using them for tips. The Instant Pot will intensify flavors, so use spices accordingly. Frozen foods

require adding about 4 minutes to cook times. Timing starts when the Instant Pot is up to pressure,

which can take a few minutes. Check out <https://www.dadcooks dinner.com/>

The winter rally's cooking feature was such a success with **Lorie Burks'** introduction to the Instant Pot we wanted to feature a recipe for you to try. Lorie graciously shared her recipe for **Instant Pot Pasta**

Servings: 4  
Yield: 4 servings  
Prep Time: 5 mins  
Cook Time: 7 Minutes

Easy one pot dish when you're RVing  
SEE NOTE in directions about timing

Can add meat (hamburger or chicken)  
Mix in 1 cup cheese after cooking (optional)



1 (28-oz) jar pasta sauce ( I use Paul Newman Sockarooni)  
2 c pasta (Rigatoni etc) \*\*\*  
water, enough to barely cover ingredients  
pinch fennel seed  
1/2 tsp Italian seasoning

\*\*\* General Rule about pasta

Don't use any pasta that takes shorter than 7 mins to cook on stovetop ( I'm look'n at you spaghetti)  
Whatever pasta you use - cut time on package in half minus another minute ( example: regular stovetop instructions call for 14 minutes, you cut in half to 7, then minus another minute makes 6 minutes in IP)

If using ground beef - brown meat on Sauté and drain grease- dump in the rest and use Manual button - 7 mins (for Rigatoni) then N/R

If using raw chicken, cube and sauté til some color

If using leftover cooked chicken - cube and add at the end along with cheese - heat from pan will warm the chicken

Timing stays the same (for rigatoni) - manual button for 7 minutes, then N/R

Sent from Cook'n



## SUNSHINE UPDATES

Do you know a member who is ill or recovering that needs some SUNSHINE?  
Send the info to **Debbie Person** [debper68@att.net](mailto:debper68@att.net)

We are keeping **Jim Stamper, B J Person, Tom Jackson, Fred Cummings, Mike Sloop and Cricket Jones** in our thoughts and prayers.

---

## CHINOOK CLUB COMMUNICATIONS

[Session Summary from the winter rally is posted on the Chinook Club website> screenshots of the various communications sites](#)

Many resources are available for Chinookers. Here are some to make sure you follow!

### Chinook Facebook groups:

Chinook Camping Club (closed members only group, request membership) <https://www.facebook.com/groups/ChinookCampingClub/>

Web site: Chinook Camping Club <http://chinookrvclub.com/chinookeastclub.html>

**Chinook Forums:** these are a gold mine for those who work on their own rigs. The members on here can answer about any question you have.

Chinook RV Owners Yahoo group [see instructions here on how to join](#)

<https://groups.yahoo.com/neo/groups/ChinookRVOwners/info>  
Chinook Forum <http://www.chinookrvforum.com/>

**Photos from rallies:** <https://www.flickr.com/photos/chinookcampingclub/> Most of the photos are download protected, contact [cnbreeding52@gmail.com](mailto:cnbreeding52@gmail.com) for a login to download photos.

**Parts suppliers list:** [http://chinookrvclub.com/images/Parts and Service Listings Update Feb 2017.pdf](http://chinookrvclub.com/images/Parts_and_Service_Listings_Update_Feb_2017.pdf)

**Member lists:** EZ Member directory app, contact Gerry Rutter for how to get access  
[ChinookCampingClub@gmail.com](mailto:ChinookCampingClub@gmail.com)

**Travel Blog Spot:** set up by Sally Arnold to share information on campgrounds <http://chinooktravel.blogspot.com/>

**Dropbox for Chinook Club:** contains many information documents and instructions.

**Additional useful resources:**

<https://www.overnightrvparking.com/> yearly fee, lots of good info on places to boondock, or park overnight.

Escapees RV Club <https://www.escapees.com/>

annual fee, also provides access to the Days End Directory for small fee

[RVtravel.com](http://RVtravel.com) website and newsletter

**Harvest Hosts:** small member fee, boondock at farms, wineries, museums <https://harvesthosts.com/>

**Apps:** Search your Android or IOS app store

RV Dump Sites

Allstays Camp and RV, small fee, worth every penny

Gas Buddy

**More Facebook groups to follow:** search in Facebook

I Love my Chinook --Public Group <https://www.facebook.com/groups/140061510117/>

Walmart & Casino RV Overnighting Across America <https://www.facebook.com/groups/255277397995748/>

Roadtreking: The Group <https://www.facebook.com/groups/roadtreking/>

Roadtreking <https://www.facebook.com/Roadtreking/>

(Both of the above are dedicated to small motorhome travel)

**[\(I have uploaded this list to the Chinook RV Club website as well, go to the CCC Resources page and save a copy!\)](#)**

Do you have resources you consult for trips, maintenance and repair, general RV fun? Let us know!  
Send it to editor at [cnbreeding52@gmail.com](mailto:cnbreeding52@gmail.com)





## WINTER RALLY PHOTOS

The [winter rally photos](#) have been added to the Chinook Club Flickr site. These albums will not be searchable to the general public. The address is <http://www.flickr.com/photos/chinookcampingclub/> Each of the rallies has an album, click on albums to choose a particular rally. Thanks to **Ed Cremens** for taking the photos, and **Eileen Disbrow** for uploading the pictures.

The photos are not available to be downloaded unless you sign in. The login for the site will be in an email sent to members. To download you would click on the photo, and then click the download arrow in the lower right corner. Enjoy! Let me know if you have any questions about how to access them. [cnbreeding52@gmail.com](mailto:cnbreeding52@gmail.com)

President  
**Bob Gibson**

VP, Membership  
**Gerry Rutter**

VP, Rally  
**T (Tara) Burgess**  
**Judy Boone**

**YOU HAVE REACHED THE END OF  
THE NEWSLETTER.**

Treasurer  
**Dottie Norris**

Secretary & Sunshine  
**Debbie Person**

Newsletter Editor, Website  
Coordinator  
**Nancy Breeding**

Thank you to the Webmaster for both  
CRVC and CCC,  
**Dave Shehane,**  
for his time and talent